



# S76 (OUTBOARD MOTOR)

## STEEL SECURITY SHUTTER :: TECHNICAL DATASHEET 18

ROCHÉ



A high security shutter suitable for commercial sites. 77mm curved steel slat with galvanised finish as standard and powder coating and plastisol finishes available on request. Suitable for internal or external face or reveal fit. The S76 is also available with a tubular motor for smaller sizes - see Datasheet 17.



### APPLICATIONS

Commercial sites requiring high security, for openings up to 72m<sup>2</sup>. Internal or external face or reveal fit. Punched (V76) & Perforated (P76) slats can be incorporated as required for full or partial vision.

### CURTAIN SLAT

Single skin 76mm (3") curved steel slat. Wall thickness 0.7mm, 0.9mm, or 1.2mm, depending on overall shutter opening width.

Finish: Galvanised finish as standard. Option to powder coat any RAL / BS colour or to choose from a range of plastisol finishes (surcharges apply).

Visible Face:	76mm
Weight per m <sup>2</sup> :	9.8kg (0.7mm thickness) 12.5kg (0.9mm thickness) 16.7kg (1.2mm thickness)
Maximum Width:	12000mm
Maximum Area:	72m <sup>2</sup>

### CASING

Galvanised steel casing & end plates as standard. Optional fascia / custom design casings available on request (surcharge applies).

N.B. Reveal fix installations are supplied with a fascia as standard.

Finish: Galvanised finish as standard. Option to powder coat any RAL / BS colour (surcharge applies).

Guide Height (mm)	Plate Size (mm)
2200	305
3650	355
6000	400

\*These sizes apply to standard shutter roll methods only. Reverse rolled curtains will require larger casings than those shown. Plate sizes shown as a guide only and may increase dependent on shutter width.

Note: Outboard motors are generally larger than the plate itself.

### BOTTOM RAIL

Galvanised steel 'L' or 'T' shaped bottom rail.

### GUIDE CHANNELS

Galvanised steel guide channels. Width varies dependent on application, either 50mm, 65mm, 75mm or 100mm. Windlocking guides available. Guide channels are bolted onto angle or box section, depending on the application.

Finish: Galvanised finish as standard. Option to powder coat any RAL / BS colour (surcharge applies).

### OPERATION

**Electric:** Three phase motors with push button control station as standard. Can be direct drive, inline or chain drive design. All motors incorporate a chain manual override facility as standard. Numerous control option variants such as timed closure, group, remote control or mobile phone activation.

CE Compliant to all applicable directives and regulations.

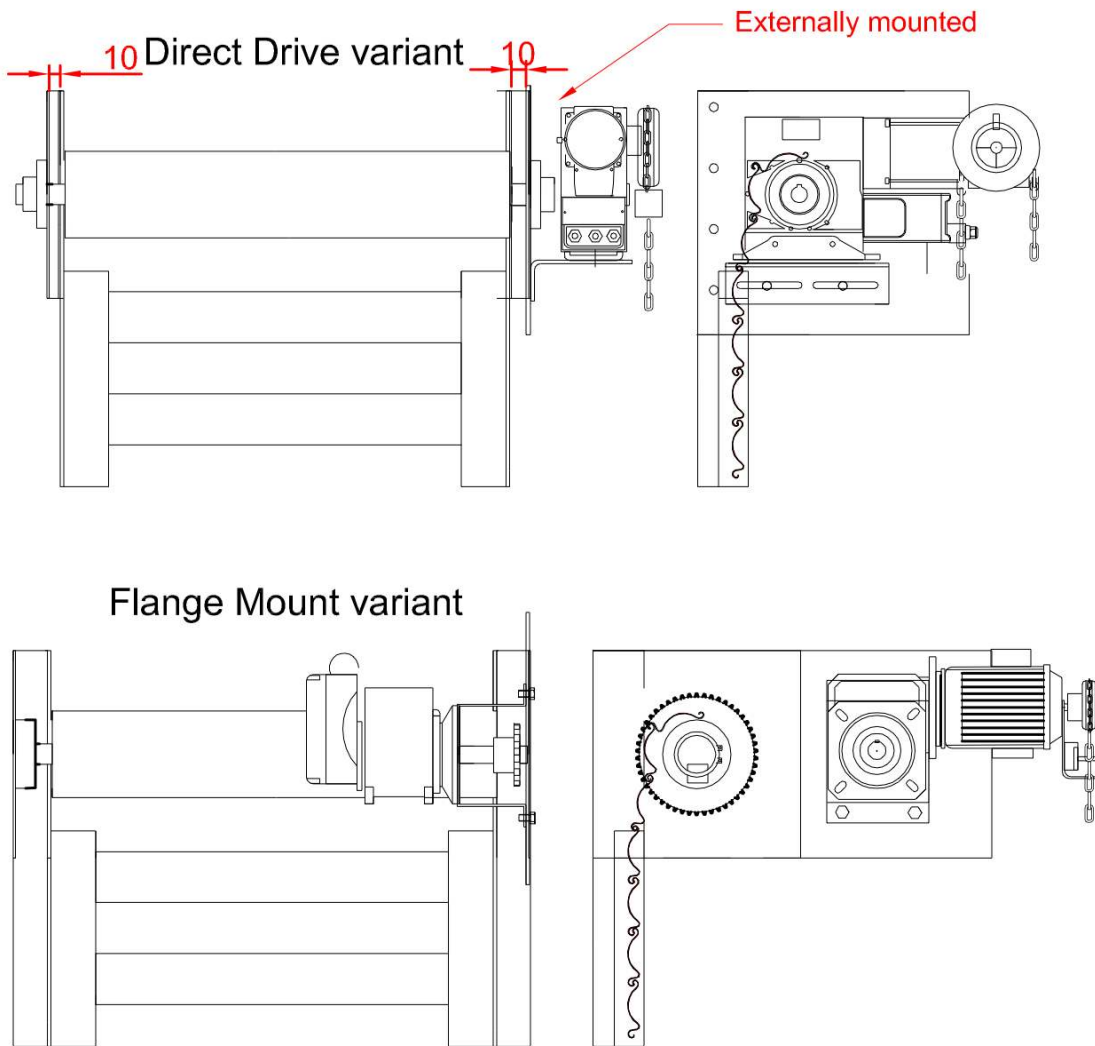
# S76 (OUTBOARD MOTOR)

STEEL SECURITY SHUTTER :: TECHNICAL DATASHEET 18

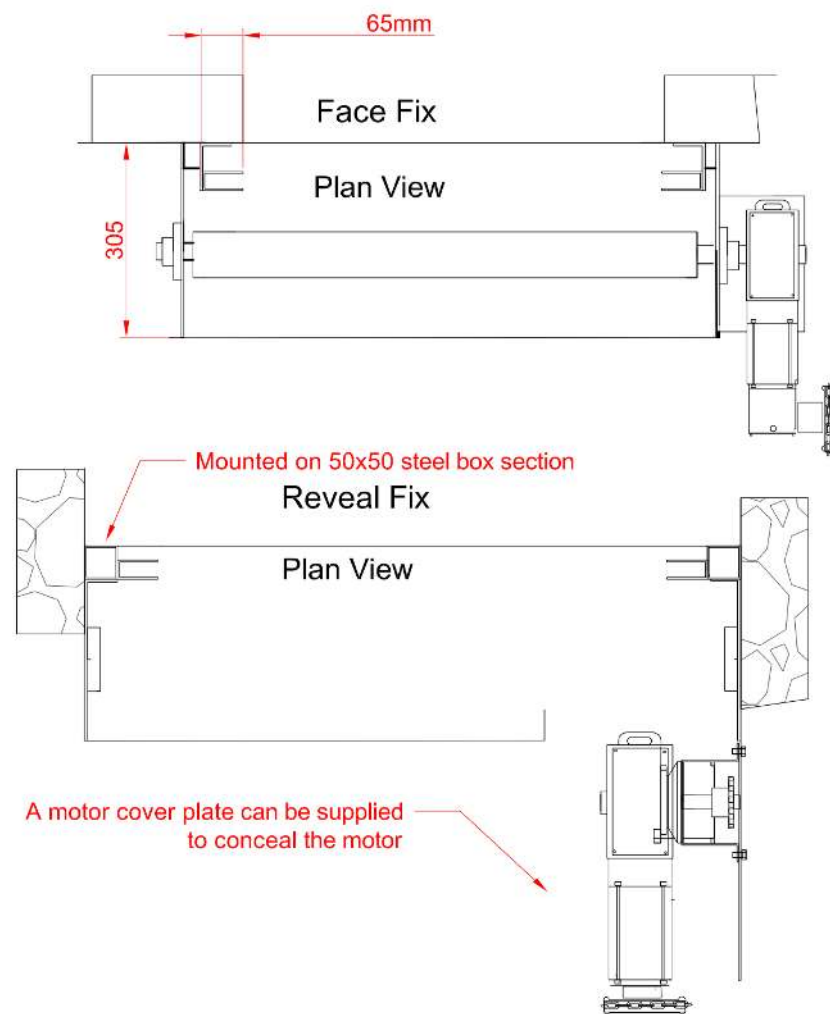
ROCHÉ



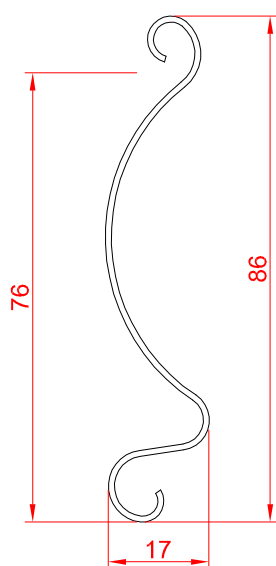
## MOTOR



## FIXING DETAIL



## SLAT PROFILE



## GUIDE CHANNELS

