


# S76 / V76 / P76 (ALUMINIUM HOUSING)

STEEL SECURITY SHUTTER :: TECHNICAL DATASHEET 19

ROCHÉ



A high security shutter suitable for commercial sites. 77mm curved steel slat with galvanised finish as standard and powder coating and plastisol finishes available on request. Suitable for internal or external face or reveal fit. Aluminium housing and guide system offer ease and convenience of install. The S76 / V76 / P76 are also available with a steel casing and guide system - see appropriate datasheets.



## APPLICATIONS

Traditional steel galvanised single skin slat within a lightweight and secure aluminium housing and guide channel structure. Tubular motor operation. Suitable for high security commercial and industrial sites, with openings up to 18m<sup>2</sup>.

Punched (V76) and perforated (P76) slats can be incorporated as required for full or partial vision.

## CURTAIN SLAT

Single skin 76mm (3") curved steel with a wall thickness of 0.7mm, 0.9mm or 1.2mm.

Finish: Galvanised as standard. Powder coating and plastisol finishes available on request.

|                             |   |
|-----------------------------|---|
| Visible Face:               | 76mm  |
| Weight per m <sup>2</sup> : | 9.8kg (0.7mm thickness)<br>12.5kg (0.9mm thickness)<br>16.7kg (1.2mm thickness) |

|                |                  |
|----------------|------------------|
| Maximum Width: | 6000mm           |
| Maximum Area:  | 18m <sup>2</sup> |

## BOX

Manufactured from roll-formed aluminium with press-moulded aluminium end plates. Steel housing also available - see appropriate Tubular & Outboard motor Datasheets.

Finish: Galvanised as standard. Powder coating available on request.

| Guide Height (mm) | Plate Size (mm) |
|-------------------|-----------------|
| 2700              | 300             |
| 4000              | 360             |

Plate sizes shown as a guide only and may vary. The above plate sizes are based on standard tube motor operation, and standard roll method. Reverse roll shutters will require a larger plate size.

## BOTTOM SLAT

Extruded aluminium bottom slat with rubber weather seal.

## GUIDE CHANNELS

Extruded aluminium guide channels with a width of 70mm, 90mm or 150mm (dependent on wall thickness). Packing options available if required.

Finish: Galvanised as standard. Powder coating available on request.

## OPERATION

**Electric:** Tubular motor with internal rocker or external key switch as standard & safety brake as appropriate to comply with legislation. Manual override facility & crank handle as required (surcharge applies).

Numerous control option variants such as group, remote or mobile phone activation.

Outboard motor available with steel housing system - see Datasheet 18.

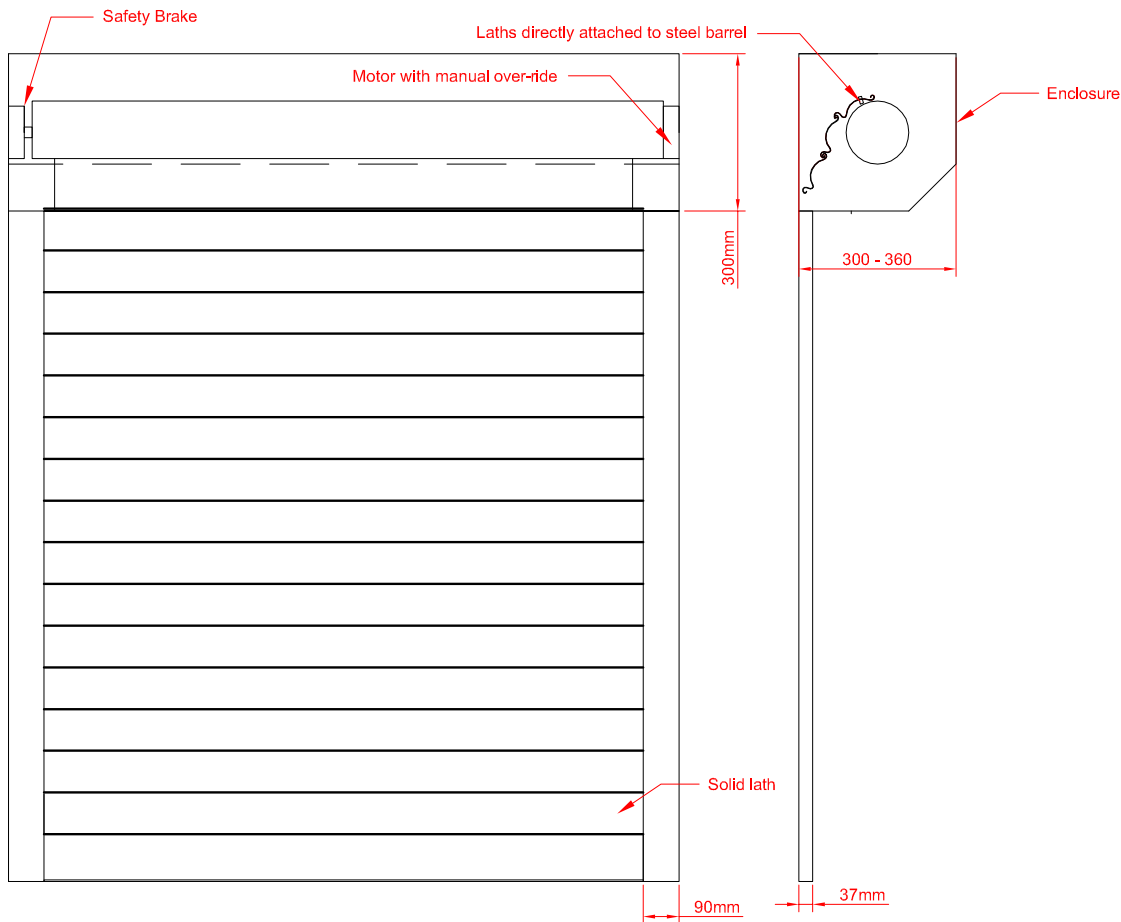
CE Compliant to all applicable directives and regulations.

# S76 / V76 / P76 (ALUMINIUM HOUSING)

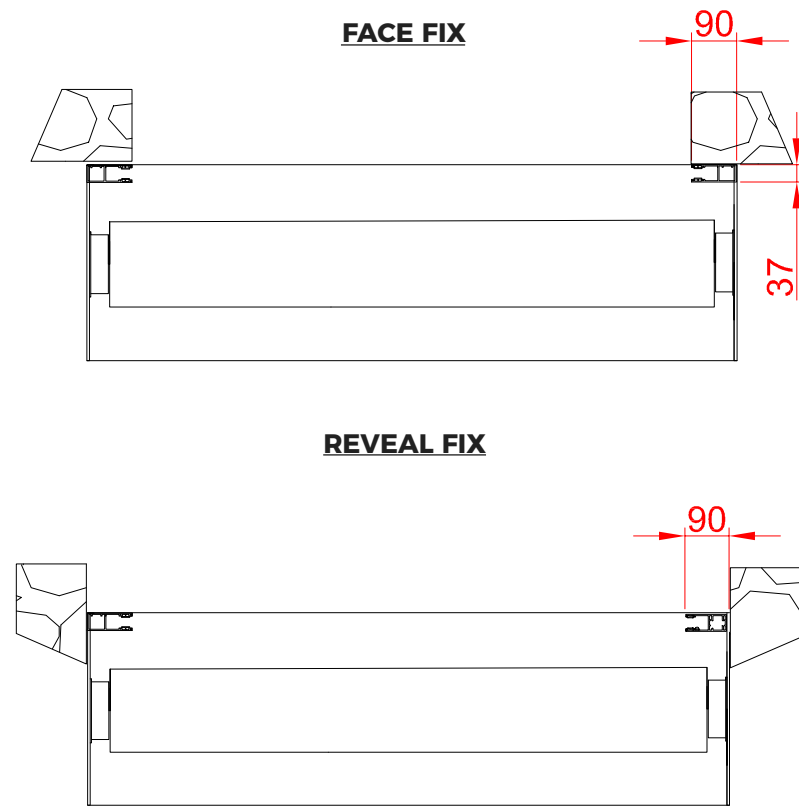
STEEL SECURITY SHUTTER :: TECHNICAL DATASHEET 19



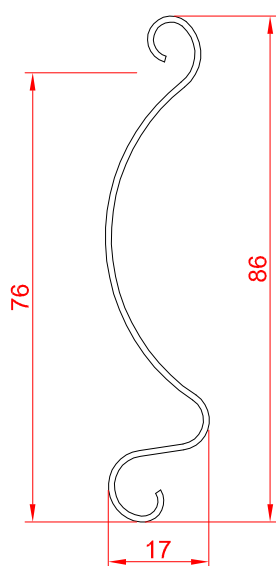
## FRONT FACE



## FIXING DETAIL



## SLAT PROFILE



## GUIDE CHANNELS

