

# T77 ELITE

## LPCB CERTIFIED ALUMINIUM SECURITY SHUTTER :: TECHNICAL DATASHEET 9


ROCHÉ



Very high security domestic and medium security commercial sites, up to 16m<sup>2</sup>. The T77 Elite insulated security shutter has been tested by the Loss Prevention Certification Board to LPS1175 (6.0) and is security rated at SR1. It has also achieved 'Secured by Design' status and is insurance approved. A wide range of colours are available, including wood grain finishes which match standard window and door frames.



LPS 1175: Issue 6  
Cert/LPCB ref: 931a/02



### APPLICATIONS

Domestic and commercial sites requiring insurance-approved security assurance. The T77 Elite has been tested by the Loss Prevention Certification Board to LPS1175 (6.0) and is security rated at SR1. It also meets the 'Secured by Design' criteria, a UK Police initiative for 'designing out crime'. A wide range of colours are available, including wood grain finishes to match standard window and door frames. Elite shutters are suitable for internal face fit types only.

### CURTAIN SLAT

Aluminium double-skinned polyester powder-coated slat with polyurethane foam insulating core.

Finish: White, Silver, Grey, Cream White, Beige, Ivory, Duck Egg Blue, Blue, Red, Chartwell Green, Sage Green (extended lead time applies), Fir Green, Moss Green, Anthracite, Brown, Velvet Brown, Black, Graphite, Painted Golden Oak, Painted Irish Oak, Painted Mahogany or Painted Rosewood as standard. Powder coating and wood laminate finishes available on request (surcharge applies).

|                             |                       |
|-----------------------------|-----------------------|
| Visible Face:               | 77mm                  |
| Weight per m <sup>2</sup> : | 5.5kg                 |
| Maximum Width:              | 5000mm                |
| Maximum Area:               | 20m <sup>2</sup>      |
| Slat U-Value:               | 1.5W/m <sup>2</sup> K |

### ENCLOSURE

Roll-formed aluminium box with pressure-moulded aluminium alloy end plates.

Finish: White or Brown as standard. Option to powder coat any RAL / BS colour (surcharge applies).

| Guide Height (mm) | Plate Size (mm) |
|-------------------|-----------------|
| 1750              | 250             |
| 2700              | 300             |
| 4640              | 360             |

Plate sizes shown as a guide only and may vary.

### BOTTOM SLAT

Extruded aluminium bottom slat with rubber weather seal.

### GUIDE CHANNELS

Extruded aluminium guide channels with brush inserts. Width of 150mm. Guide channels must be fitted 30mm from the opening, giving 180mm from opening edge to back of guide.

Finish: White or Brown as standard. Option to powder coat any RAL / BS colour (surcharge applies).

### OPERATION

**Electric:** Tubular motor & internal rocker or external key switch as standard. Safety brake as appropriate to comply with legislation. Manual override facility & crank handle as required (surcharge applies). Numerous control option variants such as group, remote or mobile phone activation.

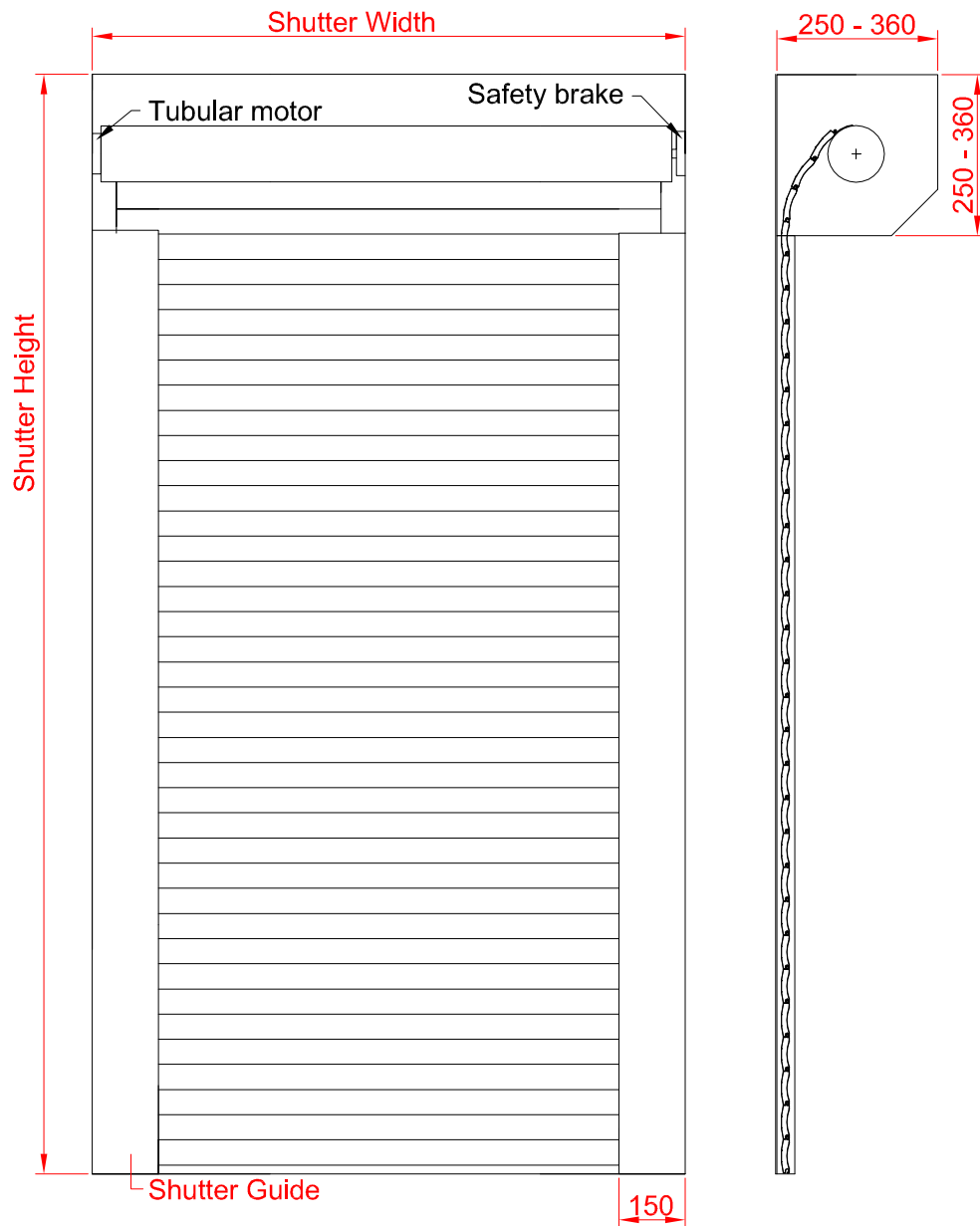
CE compliant to all applicable directives and standards.

# T77 ELITE

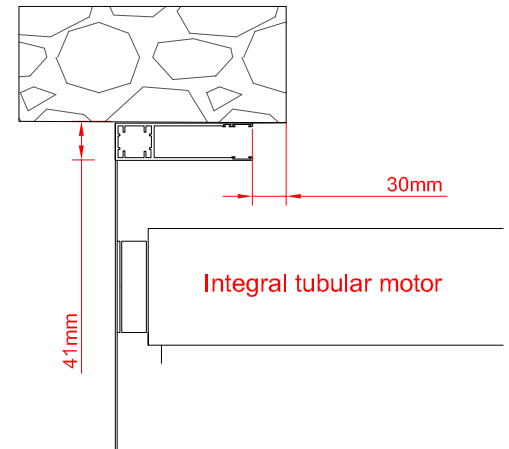
LPCB CERTIFIED ALUMINIUM SECURITY SHUTTER :: TECHNICAL DATASHEET 9



## FRONT FACE



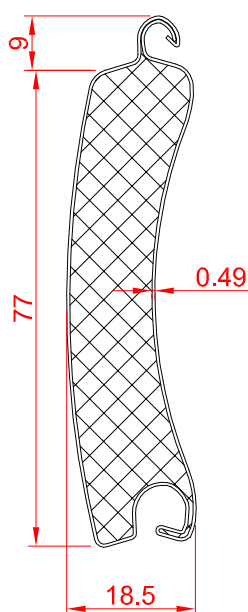
## FIXING DETAIL



### FACE FIX

The T77 Elite must be face fixed, either to brick, block, steel section or aluminium box section. Approved fixings and installation instructions are provided with the shutter.

## SLAT PROFILE



## GUIDE CHANNELS

