

TUBE & LINK (ALUMINIUM HOUSING)

MAXIMUM VISION SECURITY GRILLE :: TECHNICAL DATASHEET 15

ROCHÉ



Medium security commercial sites where see-through vision is a priority. The Tube & Link security grille comprises steel rod-filled tubes and vertical links which provide large openings for maximum vision, light ingress and ventilation. It is commonly installed behind glass, but can also be a standalone security barrier. This datasheet details the aluminium box and guide system - for the steel system see Datasheet 16.



APPLICATIONS

Medium security commercial sites where see-through vision is a priority. The Tube & Link offers high visibility and can be used internally behind glass for shop displays, or as a standalone security barrier. Suitable for internal or external face or reveal fit.

GRILLE

Brick formation as standard, utilising 13mm diameter tubes enclosing 8mm steel rods. Vertical lattice links create 56mm high openings (lower/higher available on request), enabling 75% transparency.

Finish: Anodised aluminium, mill finish or powder coated.

Weight per m ² :	9kg
Maximum Width:	6000mm
Maximum Area:	20m ²

ENCLOSURE

Roll-formed aluminium with aluminium alloy end plates.

Finish: White or Brown as standard, or powder coated to match powder coated grille (surcharge applies).

Steel housing also available (see Datasheet 16).

Guide Height (mm)	Plate Size (mm)
1850	250
2700	300
4150	360

Plate sizes shown as a guide only and may vary.

BOTTOM RAIL

Steel 'L' or 'T' shaped bottom rail.

GUIDE CHANNELS

Extruded aluminium guide channels with brush inserts. Width of 70mm or 90mm.

Finish: White or Brown as standard, or powder coated to match powder coated grille.

OPERATION

Electric, Tubular Motor: Tubular motor with internal rocker or external key switch as standard & safety brake as appropriate to comply with legislation. Manual override facility & crank handle as required (surcharge applies).

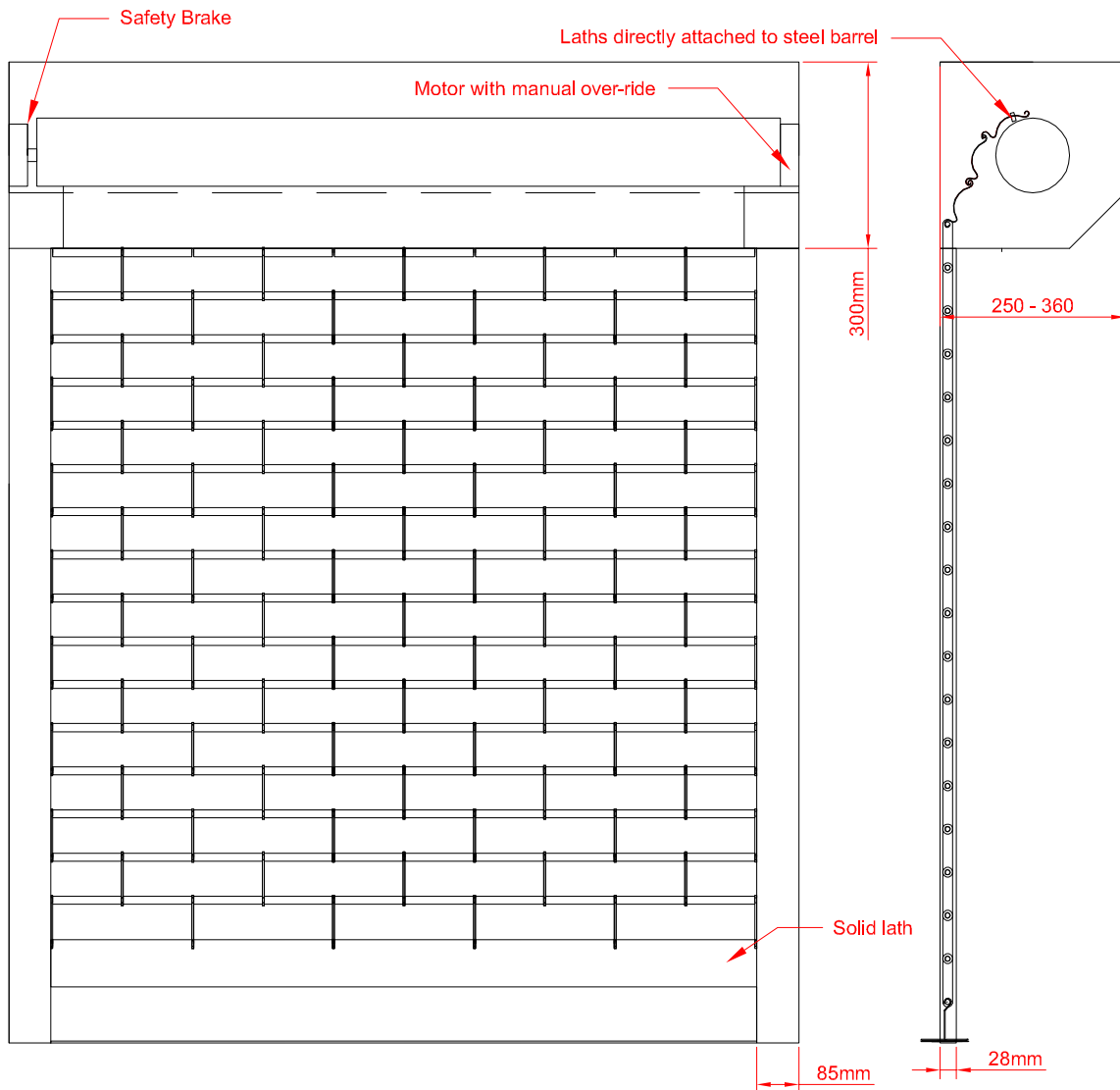
CE Compliant to all applicable directives and regulations.

TUBE & LINK (ALUMINIUM HOUSING)

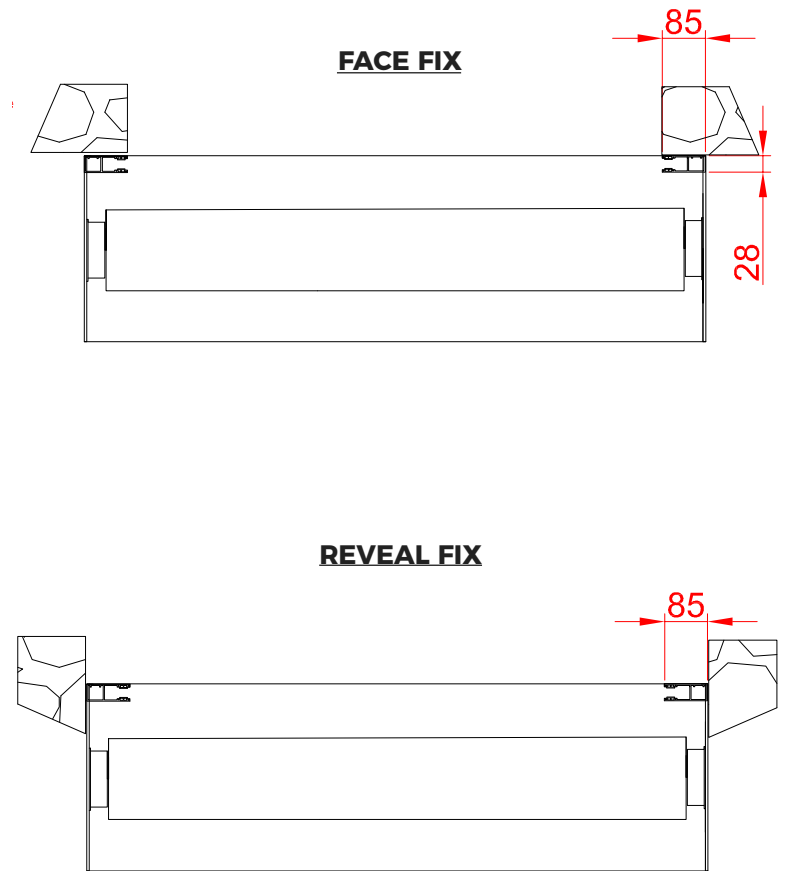
MAXIMUM VISION SECURITY GRILLE :: TECHNICAL DATASHEET 15



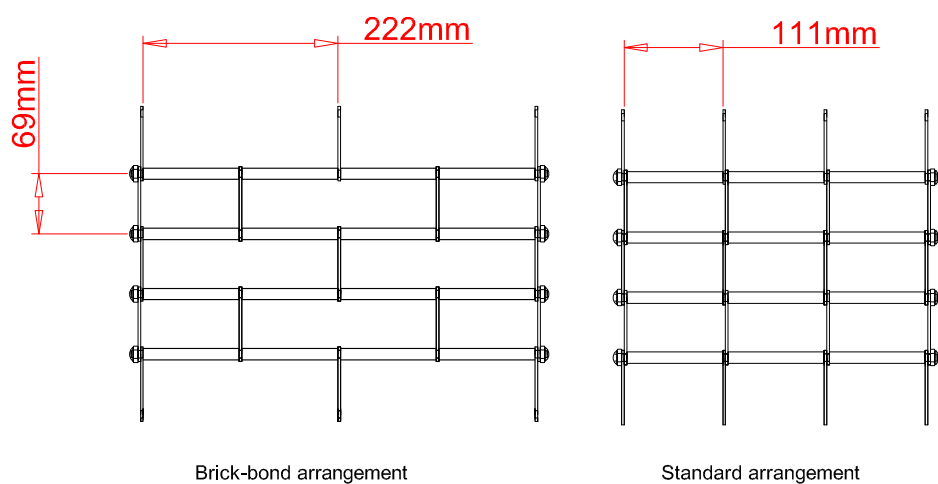
FRONT FACE



FIXING DETAIL



SLAT PROFILE



GUIDE CHANNELS

