

The E37 security shutter provides a medium security solution for domestic and commercial applications spanning openings up to 4m wide and 12m².

Each 37mm slat is made from double-skinned extruded aluminium and the solid profiles on the E37 can be used in conjunction with the punched (V37) or perforated (P37) slats to form a composite security shutter, offering increased airflow and visibility.



APPLICATIONS

Domestic and commercial sites, up to 12m². The E37 rolling shutter is a robust and lightweight barrier which is concealed within a compact enclosure when fully open. It is ideal for window openings and pedestrian door entrances, either internally or externally mounted, with a face or reveal fit. Punched (V37) or Perforated (P37) profile slats may be incorporated as required for full or partial vision.

CURTAIN SLAT

Double-skinned extruded aluminium slat.

Finish: White, Anthracite & Black as standard. Option to powder coat any RAL / BS colour (surcharge applies).

Visible Face: 37.5mm
Weight per m²: 7.5kg
Maximum Width: 4000mm
Maximum Area: 25m²

ENCLOSURE

Roll-formed aluminium enclosure with pressure-moulded aluminium end plates.

Finish: White or Brown as standard. Option to powder coat any RAL / BS colour (surcharge applies).

Guide Height (mm)	Plate Size (mm)
1050	150
1535	165
1820	180
2795	205
3550	250
4700	300

Plate sizes shown as a guide only and may vary.

BOTTOM SLAT

Extruded aluminium bottom slat with rubber weather seal.

GUIDE CHANNELS

Extruded aluminium guide channels with brush inserts. Width of 53mm, 60mm HD or 66mm. Self-packing and circular surface guides available on request.

Finish: White or Brown as standard. Option to powder coat any RAL / BS colour (surcharge applies).

OPERATION

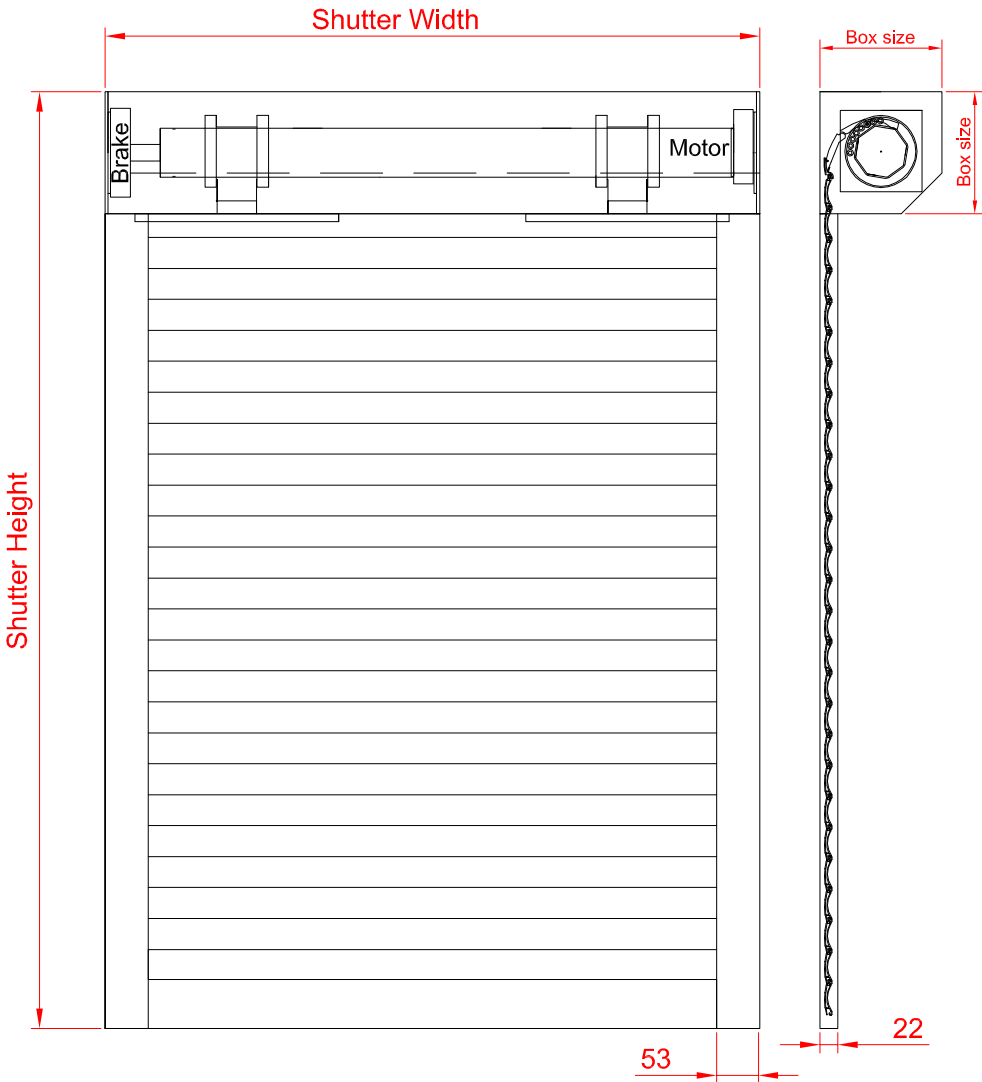
Electric: Somfy tubular motor as standard. Safety brake as appropriate to comply with legislation. Manual override facility & crank handle as required (surcharge applies).

All motors have numerous control option variants such as rocker switch, key switch, remote and group or mobile phone activation.

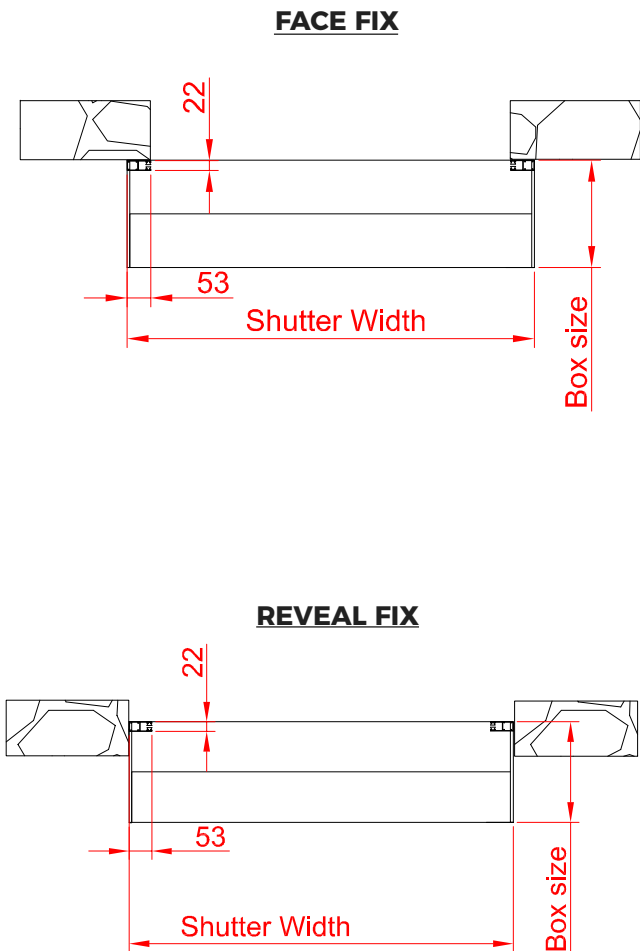
Manual Cord Belt: A swivel winder coils the belt within a compact box.

Manual Spring & Lock: A counter-balanced spring assembly with a key-lock bottom slat & handles.

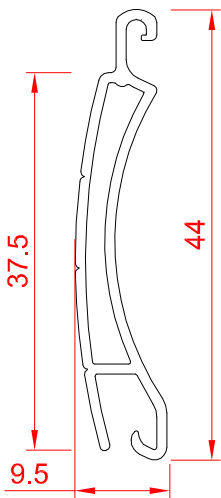
FRONT FACE



FIXING DETAIL



SLAT PROFILE



GUIDE CHANNELS

