

# S76/V76/P76 (TUBULAR MOTOR)

## STEEL SECURITY SHUTTER :: TECHNICAL DATASHEET



The S76 Steel security shutter provides low to medium security for commercial and industrial sites up to 42m<sup>2</sup>. Also available as a punched (V76) or Perforated (P76) slat option, it is a common cost effective solution for many types of commercial and industrial application, including shopfronts, factories, warehouses, storage units and agricultural buildings.



### APPLICATIONS

Commercial sites requiring high security, for openings up to 28m<sup>2</sup>. See S76 Outboard motor for larger sizes. Punched (V76) & Perforated (P76) slats can be incorporated as required for full or partial vision.

### CURTAIN SLAT

Single skin 76mm curved steel standard galvanised finish. Profile Gauge of 18, 20 or 22, depending on the overall shutter opening

Finish: Galvanised finish as standard. Plastisol and powder coating available on request (surcharge applies).

Slat Face:	76mm
Gauge Sizes:	22G, 20G, 18G
Weight per m <sup>2</sup> :	9.8kg, 12.5kg, 16.7kg (solid profiles) 8.3kg, 10.6kg, 14.2kg (V & P profiles)
Maximum Width	7000mm (varies by operation & gauge)
Maximum Area:	42m <sup>2</sup> (varies by operation & gauge)

### CASING

Mild steel end plates as standard with optional casing and fascia available on request (surcharge applies).

Finish: Galvanised finish as standard. Option to powder coat any RAL / BS colour (surcharge applies).

Guide Height (mm)	Plate Size (mm)	
2695	305	tubular
4000	355	tubular
5000	400	tubular
6500	400	outboard
7000	450	outboard
8000	500	outboard

Plate sizes shown as a guide only and may vary.

### BOTTOM RAIL

Galvanised steel 'T' shaped bottom rail.

### GUIDE CHANNELS

Galvanised steel guide channels. Width of 65mm or 100mm dependent on application. Windlocking guides and slat ends available.

Finish: Galvanised finish as standard. Option to powder coat any RAL / BS colour (surcharge applies).

### OPERATION

Tubular Motor: NRG Econom tubular motor with with internal rocker switch or external key switch and safety brake as appropriate to comply with legislation. Manual override facility & crank handle as required (surcharge applies).

All motors have numerous control option variants such as remote and group or mobile phone activation.

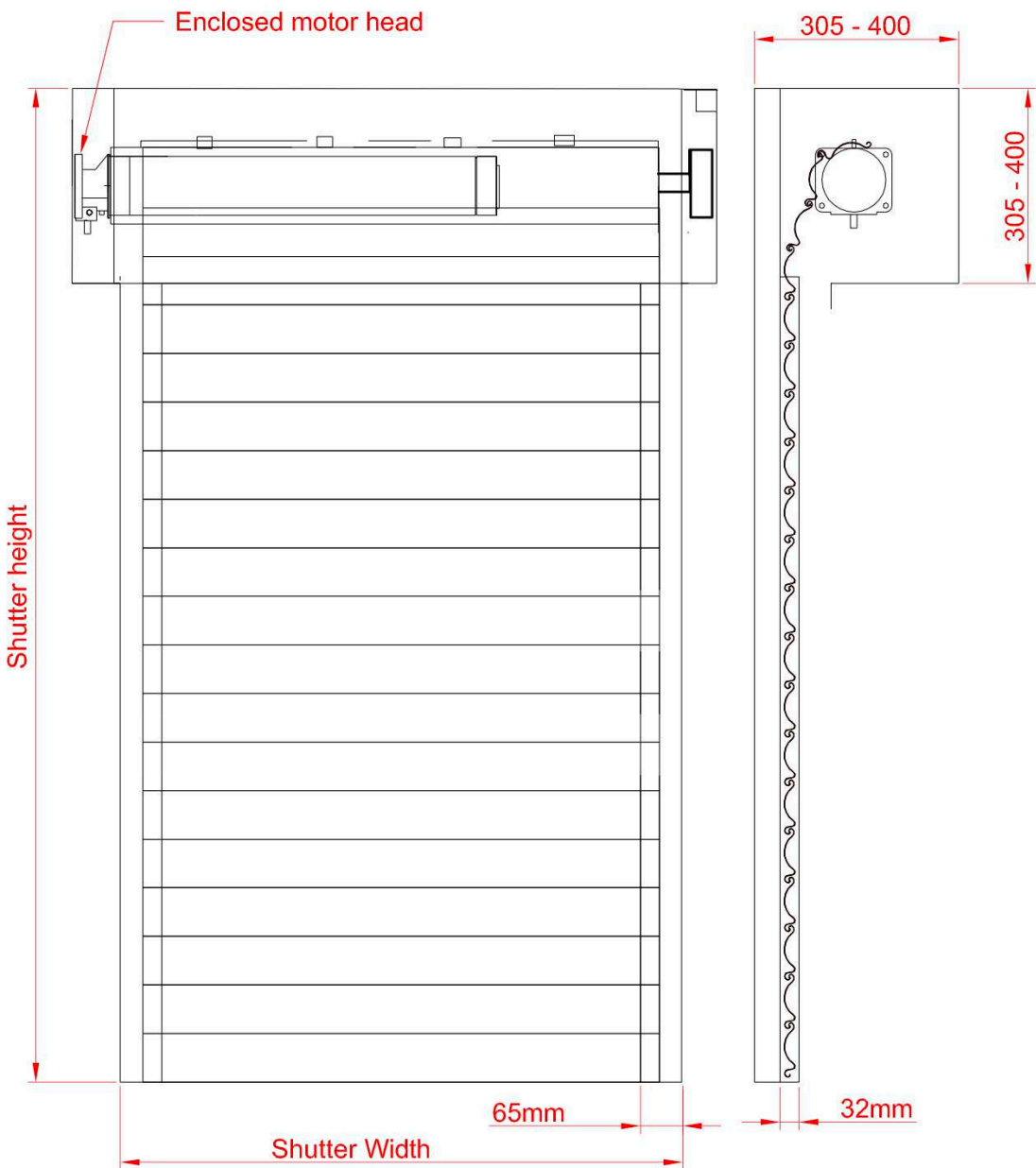
Manual Spring & Lock: A counter-balanced spring and lock assembly is available for shutters up to 6.25m<sup>2</sup>. A counter-balanced helical 'loaded shutter' controlled via hand chain is available for larger applications.

# S76/V76/P76 (TUBULAR MOTOR)

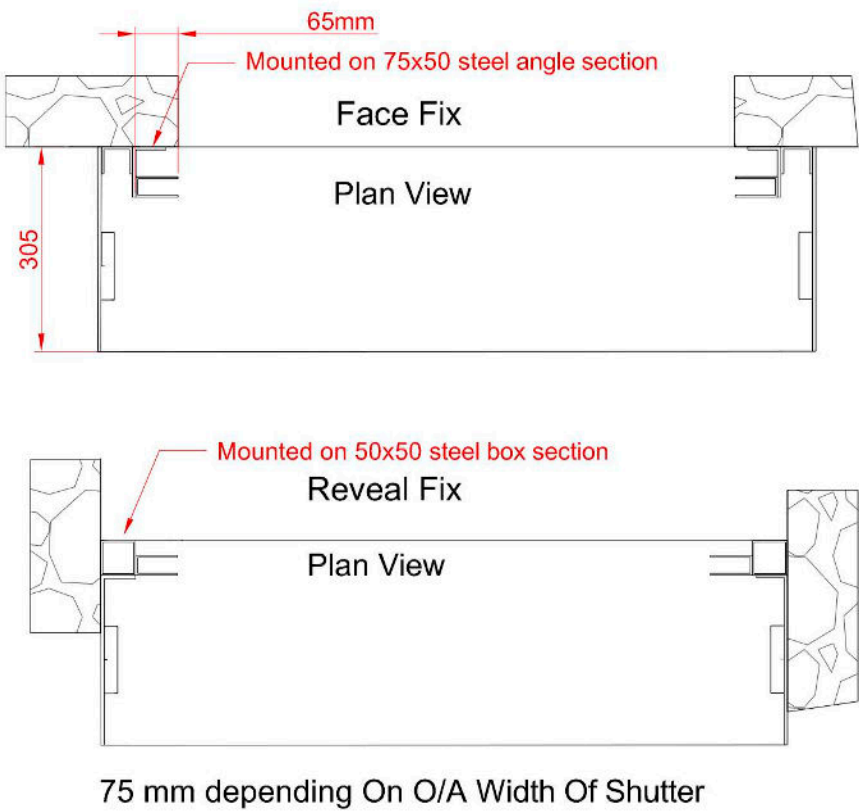
STEEL SECURITY SHUTTER :: TECHNICAL DATASHEET



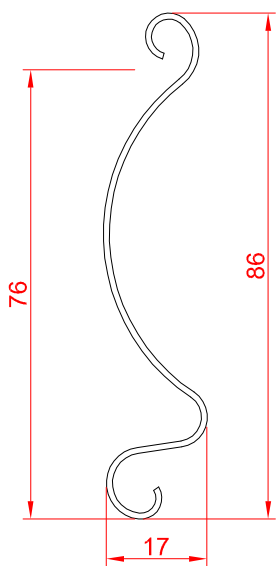
## FRONT FACE



## FIXING DETAIL



## SLAT PROFILE



## GUIDE CHANNELS

