

T77 ELITE

LPCB CERTIFIED ALUMINIUM SECURITY SHUTTER :: TECHNICAL DATASHEET



The “Secured By Design” T77 Elite security shutter has been tested and approved by the LPCB (Loss Prevention Certification Board) to an insurance approved SR1 / A1 security level (LPS 1175: Issue 6). The T77 Elite security shutter provides a medium security solution for domestic and commercial applications up to 5m wide & 20m²



APPLICATIONS

The T77 Elite security shutter provides a medium security solution for domestic and commercial applications up to 5m wide & 20m². The insulated aluminium 77mm profile allows the shutter to roll neatly into a box which is typically between 300mm and 360mm high.

The T77 Elite can be combined with the V77 for see through vision transparency. Elite shutters are suitable for internal face fit types only.

CURTAIN SLAT

Aluminium double-skinned polyester powder-coated slat with polyurethane foam insulating core.

Finish: White, grey, silver, ivory, cream white, beige, graphite, anthracite, velvet brown, brown, black, chartwell green, moss green, fir green, duck egg blue, blue, red, painted irish oak, painted golden oak, painted rosewood, painted walnut. 15% surcharge for laminated irish oak, golden oak, rosewood & mahogany. Other laminted finishes are POA.

Visible Face: 77mm
Weight per m²: 5.5kg
Maximum Width: 5000mm
Maximum Area: 20m²
Slat U-Value: 1.5W/m²K

ENCLOSURE

Roll-formed aluminium box with pressure-moulded aluminium alloy end plates.

Finish: White or Brown as standard. Option to powder coat any RAL / BS colour (surcharge applies).

Guide Height (mm)

1750
2650
3700

Plate Size (mm)

250
300
360

Plate sizes shown as a guide only and may vary.

BOTTOM SLAT

Extruded aluminium bottom slat with rubber weather seal.

GUIDE CHANNELS

Extruded aluminium guide channels with brush inserts. Width of 150mm. Guide channels must be fitted 30mm from the opening, giving 180mm from opening edge to back of guide.

Finish: White or Brown as standard. Option to powder coat any RAL / BS colour (surcharge applies).

OPERATION

Electric: Somfy tubular motor as standard. Safety brake as appropriate to comply with legislation.

Manual override facility & crank handle as required (surcharge applies).

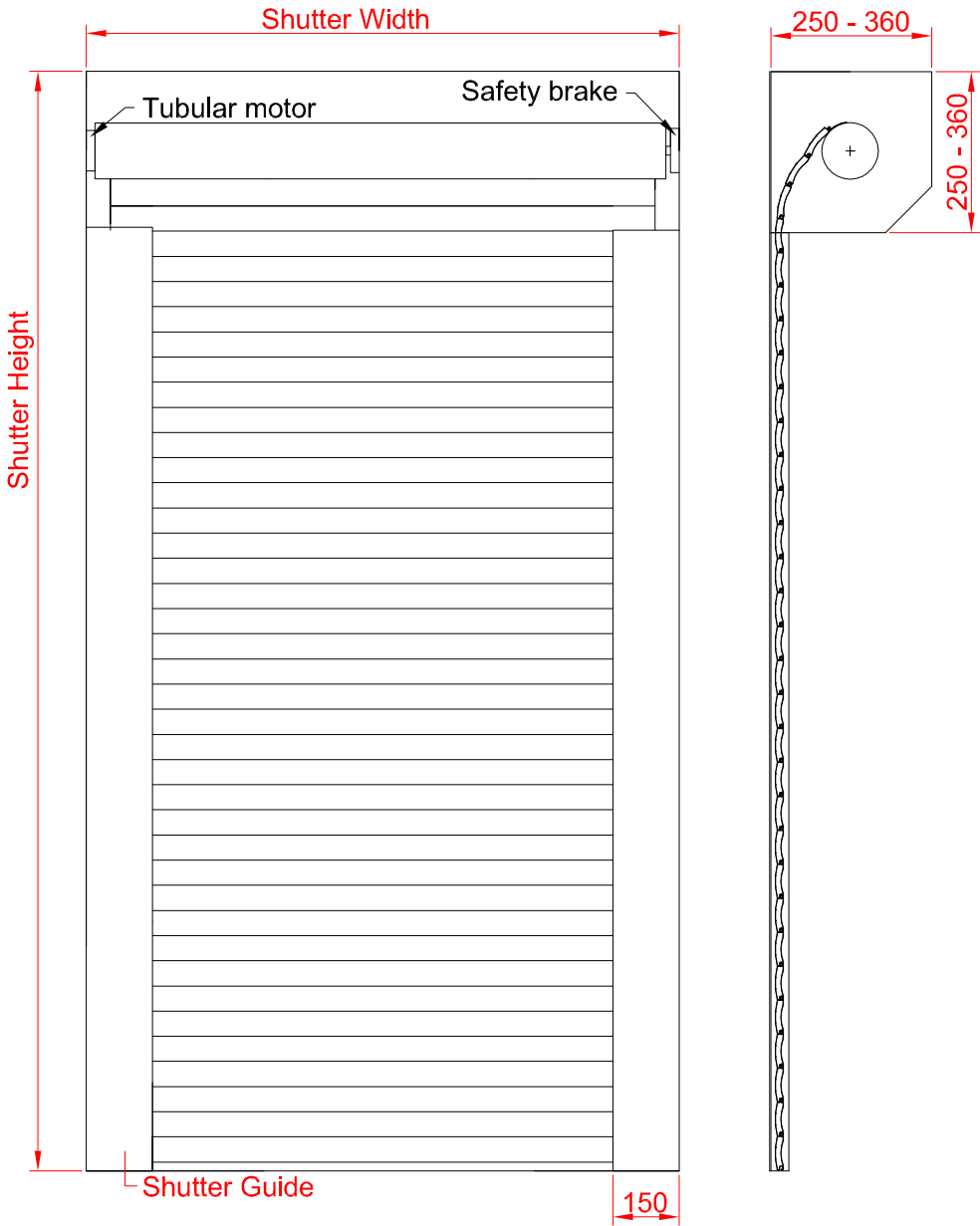
All motors have numerous control option variants such as rocker switch, key switch, remote and group or mobile phone activation.

T77 ELITE

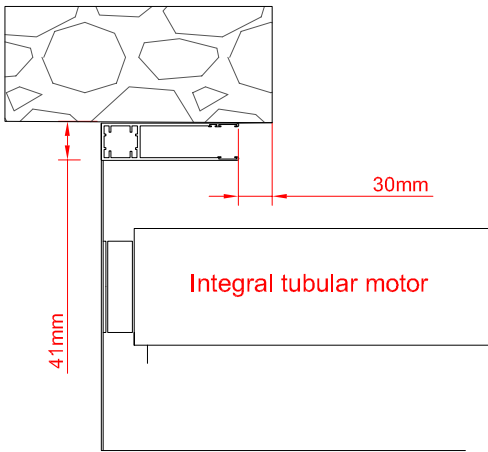
LPCB CERTIFIED ALUMINIUM SECURITY SHUTTER :: TECHNICAL DATASHEET



FRONT FACE

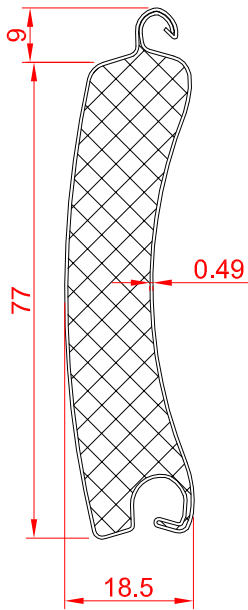


FIXING DETAIL



FACE FIX
The T77 Elite must be face fixed, either to brick, block, steel section or aluminium box section. Approved fixings and installation instructions are provided with the shutter.

SLAT PROFILE



GUIDE CHANNELS

